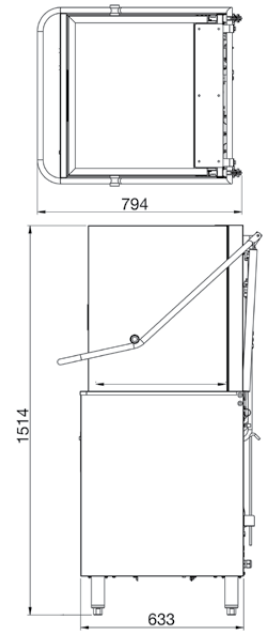
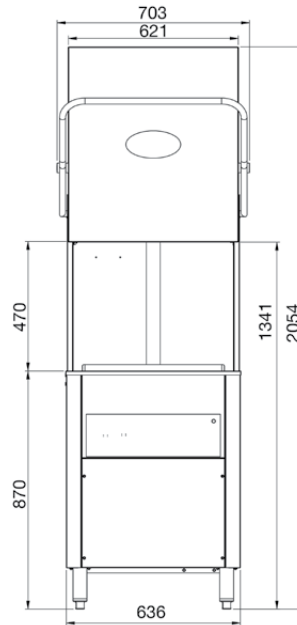
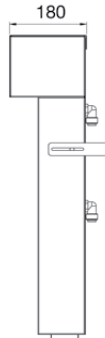
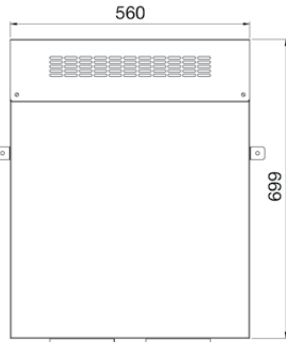


UPRIGHT

AP2500



Note: Optional Steam Condenser available

FEATURES

- **Warranty** 5 years on the control board, 2 years parts and labour – 5 years on the entire machine available (conditions apply)
- Made tough in our factory in Caves Beach NSW
 - Robust 304 Stainless steel hand made cabinet
 - Heating Boiler made from Stainless steel 316
 - Stainless steel wash and rinse arms
 - Large 304 Stainless Steel Filters / Scrap Trays
- **Connects to cold water and is always ready** (no waiting once machine is at operating temperature)
- Robust 1600W German wash pump
- Reliable German electrical contactors
- Reliable European heating elements made from the Incoloy® 825, highly resistant to corrosion and cracking so elements last longer
- Ergonomic pass through dishwasher
- Recirculating wash system
- Cleans 1080 plates per hour
- 60/90/120sec, manual and descale cycle options
- Three phase power connection
- Automatic detergent and rinse aid injection
- Hood safety cut out switch
- Rinse temperature controlled by thermostop function for sanitation compliance
- Large useable wash height 470mm
- Standard drain pump for easy installation
- Easy servicing access for minimal disruption

INCLUSIONS

- 2 x Plate racks 500mm x 500mm
- 1 x Cup rack 500mm x 500mm
- 1 x Cutlery container
- 1 x Water connection hose
- 2 x Chemical weights & filters
- 1 x Operating manual

TECHNICAL DATA

Height

Cabinet	1366 mm
Cabinet inc. legs	1514 mm
With hood extended	2054 mm
Usable Wash	470mm

Width

Cabinet	640 mm
Inc. handle	703 mm

Depth

Cabinet	635 mm
Inc. handle	785 mm

Capacities

Loads/Hour	45*
Water per Cycle	2.5L**
Wash Pump	1600W
Wash Tank Litres	25
Boiler Litres	6
Element (wash)	3000W
Element (boiler)	10600W
Detergent Injection	yes
Rinse Aid Injection	yes

Temperatures

Wash Degrees C	65 °C
Rinse Degrees C	88 °C

Plumbing

Drain	Drain Pump
Water	½" BSP (cold)

Electrical

Volts/Hz/Phase	415V AC/50Hz/3+N
Amps	20amps/Ph
Note: this machine has load shedding capability	

* Subject to incoming water temperature 20°C

** Subject to incoming water pressure

